



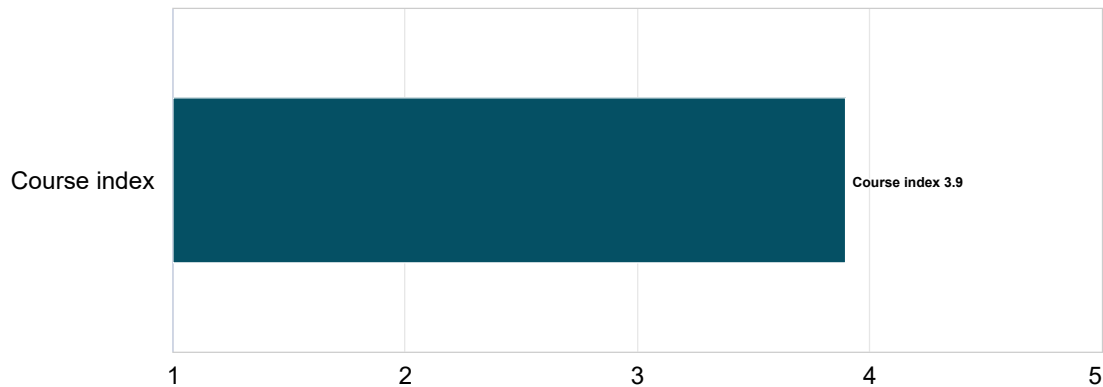
# Course evaluation - Innovation and Entrepreneurship

Respondents: 4  
Answer Count: 4  
Answer Frequency: 100,00 %

---

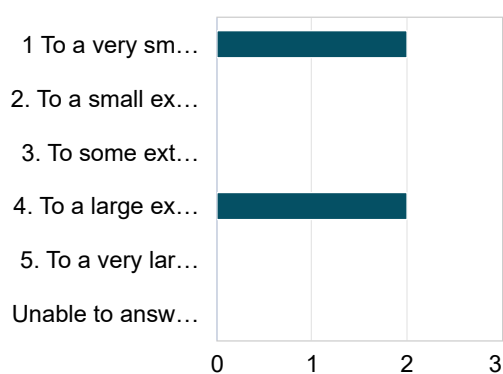
## Course index

(Scale 1-5)



## Content

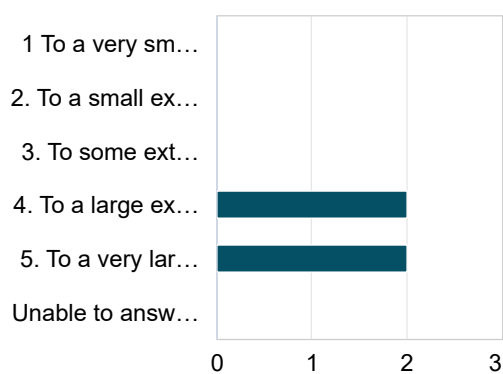
**The course content has been valuable and supportive for my PhD studies.**



	Number of responses	Distribution (%)
1 To a very small extent	2	50,0%
2. To a small extent	0	0,0%
3. To some extent	0	0,0%
4. To a large extent	2	50,0%
5. To a very large extent	0	0,0%
Unable to answer	0	0,0%
<b>Total</b>	<b>4</b>	<b>100,0%</b>

Mean	Standard Deviation	Median
2,5	1,7	2,5

**During the course, I have developed valuable expertise/skills.**



	Number of responses	Distribution (%)
1 To a very small extent	0	0,0%
2. To a small extent	0	0,0%
3. To some extent	0	0,0%
4. To a large extent	2	50,0%
5. To a very large extent	2	50,0%
Unable to answer	0	0,0%
<b>Total</b>	<b>4</b>	<b>100,0%</b>

	Mean	Standard Deviation	Median
	4,5	0,6	4,5

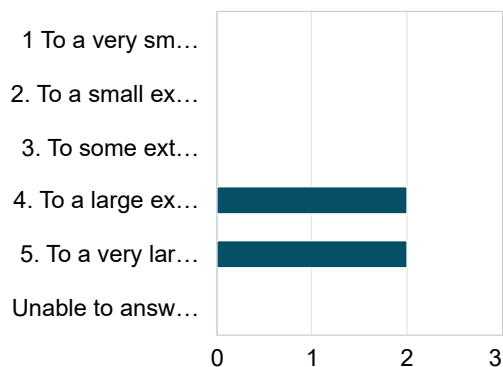
**The structure and design of the course have been valuable and supportive for my PhD studies.**



	Number of responses	Distribution (%)
1. To a very small extent	1	25,0%
2. To a small extent	1	25,0%
3. To some extent	0	0,0%
4. To a large extent	2	50,0%
5. To a very large extent	0	0,0%
Unable to answer	0	0,0%
<b>Total</b>	<b>4</b>	<b>100,0%</b>

	Mean	Standard Deviation	Median
	2,8	1,5	3,0

**From my perspective the workload was reasonable in relation to the number of credits.**

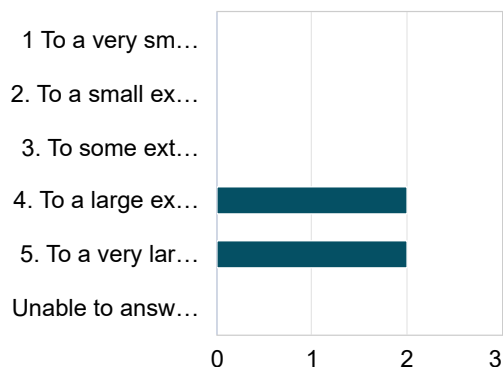


	Number of responses	Distribution (%)
1 To a very small extent	0	0,0%
2. To a small extent	0	0,0%
3. To some extent	0	0,0%
4. To a large extent	2	50,0%
5. To a very large extent	2	50,0%
Unable to answer	0	0,0%
<b>Total</b>	<b>4</b>	<b>100,0%</b>

Mean	Standard Deviation	Median
4,5	0,6	4,5

## Seminars and teaching support

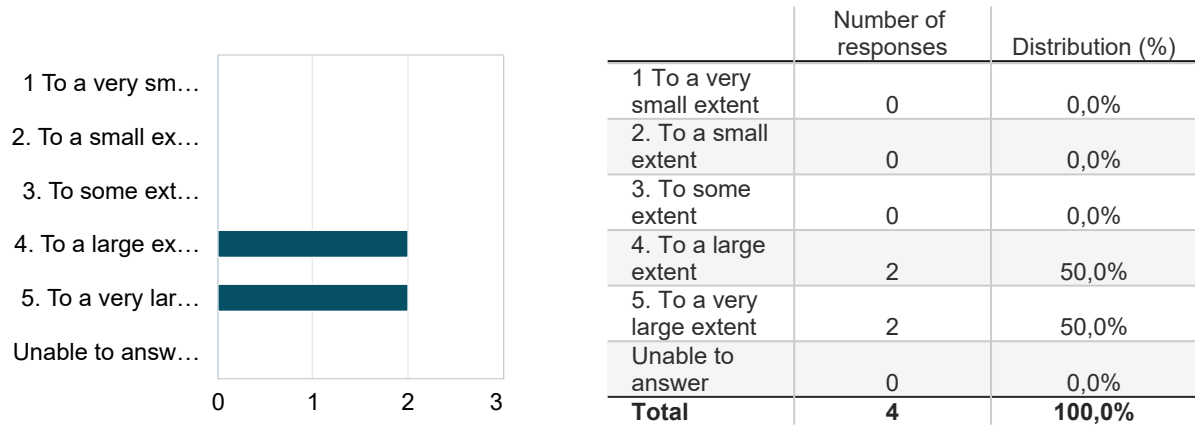
**The seminars and teaching support have been supportive for me to reach the course objectives in the course.**



	Number of responses	Distribution (%)
1 To a very small extent	0	0,0%
2. To a small extent	0	0,0%
3. To some extent	0	0,0%
4. To a large extent	2	50,0%
5. To a very large extent	2	50,0%
Unable to answer	0	0,0%
<b>Total</b>	<b>4</b>	<b>100,0%</b>

	Mean	Standard Deviation	Median
	4,5	0,6	4,5

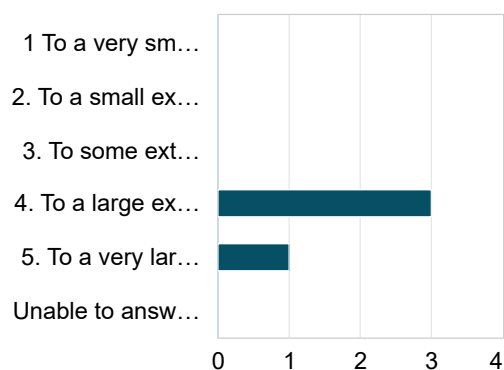
## I have received relevant feedback during the course.



	Mean	Standard Deviation	Median
	4,5	0,6	4,5

## Examination

## The examination has given me the possibility to demonstrate that I have reached the course objectives.

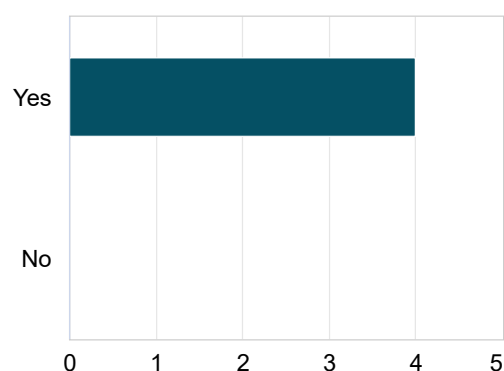


	Number of responses	Distribution (%)
1. To a very small extent	0	0,0%
2. To a small extent	0	0,0%
3. To some extent	0	0,0%
4. To a large extent	3	75,0%
5. To a very large extent	1	25,0%
Unable to answer	0	0,0%
<b>Total</b>	<b>4</b>	<b>100,0%</b>

	Mean	Standard Deviation	Median
	4,3	0,5	4,0

## Development

### Would you recommend this course to others enrolled in doctoral education?



	Number of responses	Distribution (%)
Yes	4	100,0%
No	0	0,0%
<b>Total</b>	<b>4</b>	<b>100,0%</b>

	Mean	Standard Deviation
	1,0	0,0

**Do you have any wishes for future PhD courses in any area that could be given for PhD students at BTH?**